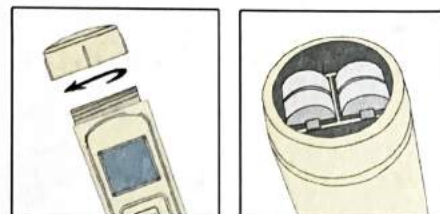


# pH TESTER TROUBLESHOOTING

## 1 Check the batteries

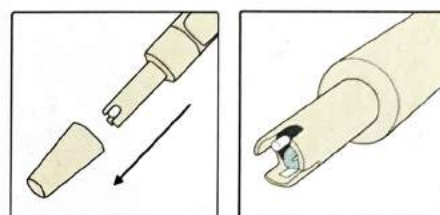
Slow pH readings or if the tester cannot be calibrated is most of the time due to low or empty batteries.

**Replace the batteries!!!** (LR44 1,5V)




## 2 Check the pH electrode

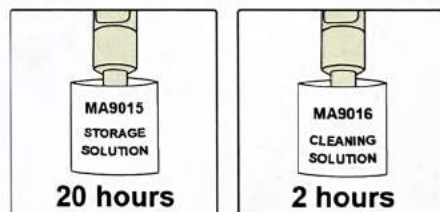
Put the tester in a new pH 7.01 calibration buffer solution and try to calibrate. Then put the tester in a new pH 4.01 calibration buffer solution and try to calibrate. If the calibration cannot be performed the pH electrode has **dried out (A)** or is **dirty (B)** (not being cleaned after use) or maybe the **calibration solution you are using is old (C)**.



**A** If the pH electrode has dried out put it in **storage solution (MA9015)** or in pH 4.01 CAL solution (or even in tap water) for 20 hours.



**B** If the pH electrode is dirty put it in **cleaning solution (MA9016)** or in white vinegar for 2 hours.



**C** Make sure to always use **new sachet** of calibration solutions!

**Never store, rinse or soak the pH tester in RO (Reverse Osmosis), Distilled or De-ionized water. Pure water changes the chemistry of the reference electrode solution, causing the pH electrode to die!**

The pH electrode has a shelf life! In order to prolong the life of the pH electrode and avoid problems related to clogging of the junction and/or dirty pH electrode, tell the user to keep the pH electrode tip **ALWAYS WET!!!**

**Warranty:** Our instruments are warranted for 2 years, our pH electrodes for 6 months. We place a warranty sticker on the inside of the pH electrode that will allow you to determine if the pH electrode is still under warranty or not!